

Supplement to installation and instruction manual

SOLAMAGIC infrared radiator:
Tripod with base

The instructions in this document must be followed in conjunction with the instructions in the installation and instruction manual of the respective device. Keep both the manual and this document for future reference.

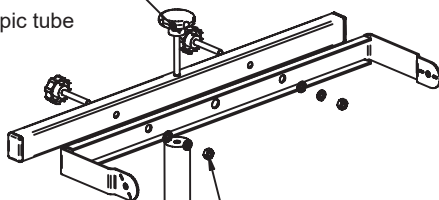
General instructions

- The stand has been specifically designed to carry the respective SOLAMAGIC model and must not be used for any other purpose.
- The stand must be placed outdoors on a firm, non-flammable floor.
- **Make sure that the area around the stand cannot be accessed by people or animals (caution: risk of collision and toppling over).**
- The minimum safety distances specified in Appendix 2 of the installation and instruction manual are minimum distances for proper air circulation. Make sure that these distances to other objects are always maintained.
- The infrared radiator must be installed at a height of minimum 1.80 m above the ground.

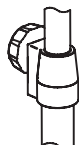
Installation procedure:

- a) Fixture to base stand - ECO+ models up to 2000 W with bracket
(models: IR03001, IR04002)

Traverse with M8x50 knurled screw on telescopic tube



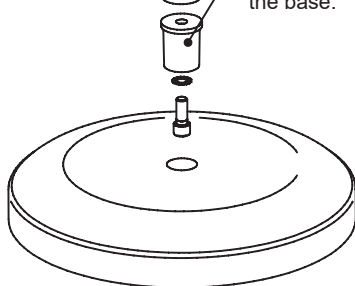
Secure the bracket with the M6x40 knurled screws, washer 6.4, lock washer and M6 nut to the traverse



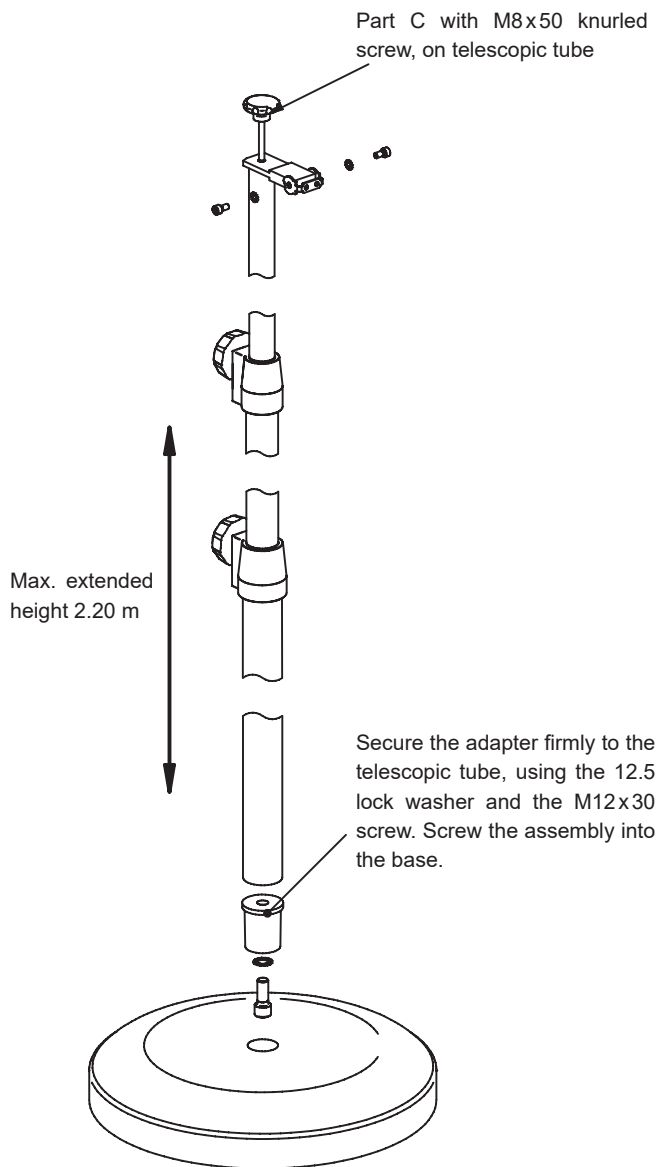
Max. extended height 2.20 m



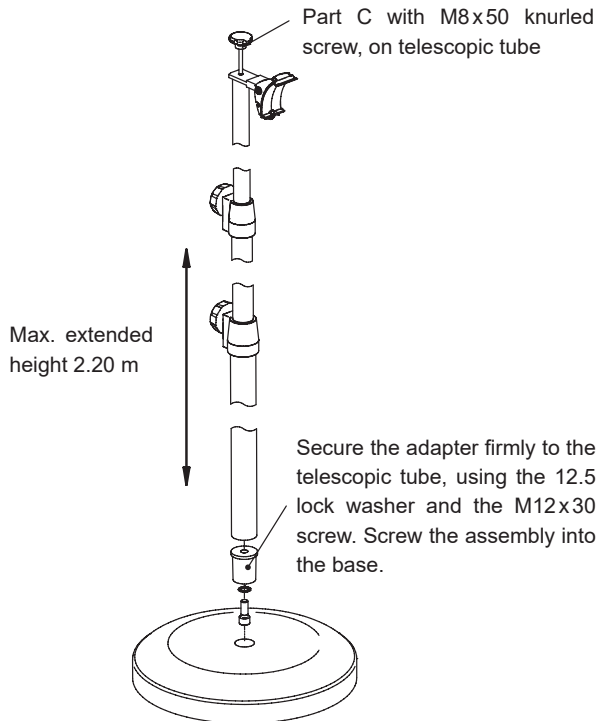
Secure the adapter firmly to the telescopic tube, using the 12.5 lock washer and the M12x30 screw. Screw the assembly into the base.



b) Fixture to tripod - models with slide clamp (models: IR03001, IR03002, IR04004, IR08002, IR08003)



c) Fixture to tripod - S1 models up to 2000 W with adapter clamp
(models: IR 05001, IR 05002)



Start-up / operation:

- Position the device so that heat is radiated in the desired direction, taking into account the instructions in Appendix 2 of the installation and instruction manual.

Caution: The power lead must be extended away from the device.

Caution: Before repositioning the device, shut down the radiator and let it cool down.

Wilhelm Koch GmbH | Splieterstr. 23 | D- 48231 Warendorf |
Tel.: 0049 (0)36628 6910 | Fax: 0049 (0) 36628 69120 |
Email: info@solamagic.com | www.SOLAMAGIC.com