


## PLATINUM SMART-HEAT™ ELECTRIC MARINE

---

Made in high-quality, AISI316-grade stainless-steel, our Platinum Smart-Heat™ Electric Marine heaters were specifically engineered to provide superior resistance to the corrosive elements of marine and coastal environments. Available in a white or black finish, the translucent ceramic glass screen spreads radiant heat evenly across large areas while minimizing light emission.



**2300W SERIES**  
BLACK | WHITE



**3400W SERIES**  
BLACK | WHITE



# SPECIFICATIONS

Reference the specification guide below to help you select the correct solution for your needs.

MODEL NUMBER	2300W SERIES	3400W SERIES
PRODUCT CODES	BH0320011   BH0320013	BH0320012   BH0320014
FUEL TYPE	ELECTRIC	ELECTRIC
COLOR	BLACK   WHITE	BLACK   WHITE
HEAT AREA	65FT	108FT
RATED CURRENT	230 - 240V/9.6A	230 - 240V/14.2A
MINIMUM FLOOR CLEARANCE	WALL 72"   CEILING 96"	WALL 72"   CEILING 96"
<b>MOUNTING OPTIONS</b>		
CEILING MOUNT	✓	✓
CEILING RECESS KIT PRODUCT CODES	BH3130032	BH3130033
WALL MOUNT	✓	✓
RECESSED   FLUSH MOUNT	✓	✓
CEILING POLE MOUNT	✓	✓
FREESTANDING	-	-
<b>CONTROL OPTIONS</b>		
ON   OFF	✓	✓
ON   OFF PRODUCT CODE	BH3130011	BH3130011
DIMMER	✓	✓
DIMMER PRODUCT CODE	BH3130012	BH3130012
MASTER REMOTE *	✓	✓

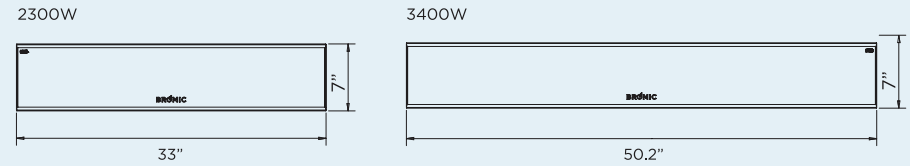
\* Control up to six zones of heaters with unlimited heaters per zone from a single control. Works only with dimming controllers. Control operates within 100ft of heaters.

Measurements displayed within this document are minimum requirements for installation. Bromic takes no responsibility for incorrect or non-compliant installations. All measurement in this document are displayed in inches.

# DIMENSIONS


With a wide range of sizes available, find the ideal heater to suit your outdoor space.

## PROFILE

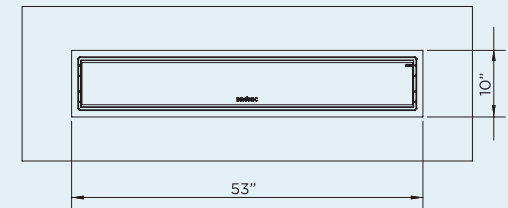


## CEILING RECESS

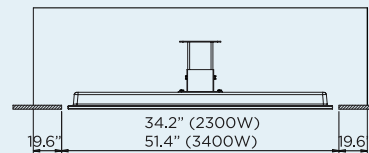
CEILING RECESS FRAME 2300W



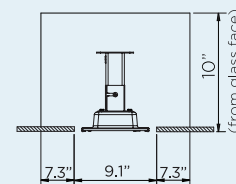
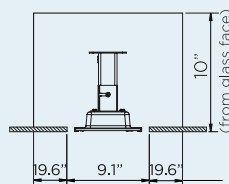
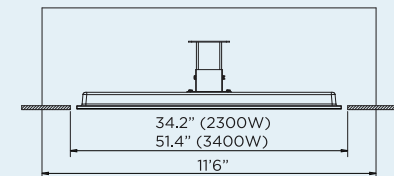
CEILING RECESS FRAME 3400W



MINIMUM CAVITY OPTION 1



MINIMUM CAVITY OPTION 2



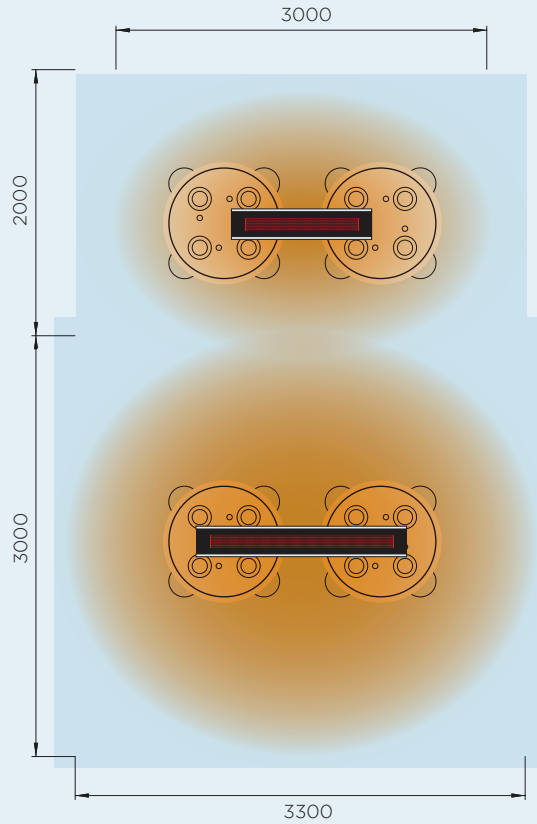
# HEATING REACH

Creating ideal comfort levels, Bromic heaters offer a variety of heat distribution options to suit your outdoor heating needs.

## HEAT AREAS

### 2300W SERIES

HEATING APPROXIMATELY 6M<sup>2</sup>  
2300W HEATING POWER



### 3400W SERIES

HEATING APPROXIMATELY 10M<sup>2</sup>  
3400W HEATING POWER





EXTEND YOUR COMFORT  
OUTDOORS WITH THE SUPERIOR  
HEAT AND AWARD-WINNING  
DESIGN OF OUR SMART-HEAT™  
OUTDOOR HEATERS.

---






**VERSATILE  
MOUNTING SOLUTION**

Minimal ceiling recess  
clearance required. Flush  
mounted design aesthetics.

**HIGH PERFORMANCE  
STAINLESS-STEEL CONSTRUCTION**

Premium 316 grade stainless-steel  
suitable for marine and coastal  
environments.



**CLEAN, COMPACT AND  
ELEGANT DESIGN**

Minimized light emissions  
and easy to clean in a  
black or white finish.

**SEALED ELEMENT**

Sealed compartment  
with thin film elements to  
prevent corrosion.



**COMPATIBLE WITH  
SMART-WIRELESS  
TECHNOLOGY**

**BROMIC.COM/HEAT**

ASIA PACIFIC | NORTH AMERICA | EUROPE

Bromic pursues a policy of continuing improvement in design and performance of its products. The right is therefore reserved to vary specifications without notice.