

EXPLORE THE POSSIBILITIES

With Bromic Smart-Heat™ complimentary design service, designing a solution to optimise the heating for your outdoor spaces is simple.

Learn more...
bromic.com/designservice

BROMIC.COM/HEAT

ASIA PACIFIC | NORTH AMERICA | EUROPE

Bromic pursues a policy of continuing improvement in design and performance of its products. The right is therefore reserved to vary specifications without notice.

v1 | 17.09.2018

SPECIFICATIONS

Reference the specification guide below to help you select the correct solution for your needs.

MODEL NUMBER	2300W SERIES	3400W SERIES
FUEL TYPE	ELECTRIC	ELECTRIC
COLOUR	BLACK WHITE	BLACK WHITE
HEAT AREA	6M ²	10M ²
RATED CURRENT	220 - 240V/9.6A	220 - 240V/14.2A
MINIMUM FLOOR CLEARANCE	1800MM	1800MM

MOUNTING OPTIONS

CEILING MOUNT	✓	✓
WALL MOUNT	✓	✓
RECESSED FLUSH MOUNT	✓	✓
CEILING POLE MOUNT	✓	✓
FREESTANDING	-	-

CONTROL OPTIONS

ON OFF	✓	✓
DIMMER	✓	✓
MASTER REMOTE *	✓	✓

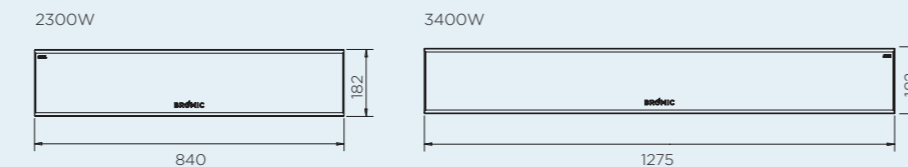
* Control up to six zones of heaters with unlimited heaters per zone from a single control. Works only with dimming controllers. Control operates within 30m of heaters.

Measurements displayed within this document are minimum requirements for installation. Bromic takes no responsibility for incorrect or non-compliant installations. All measurement in this document are displayed in mm.

DIMENSIONS

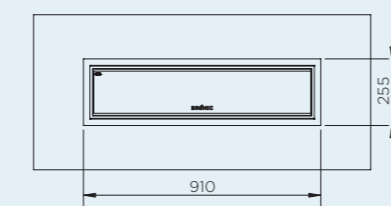
With a wide range of sizes available, find the ideal heater to suit your outdoor space.

PROFILE

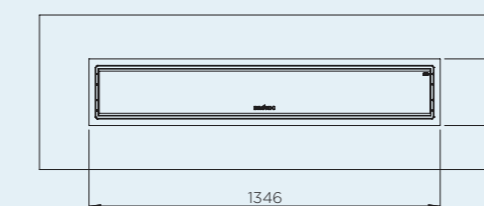


CEILING RECESS

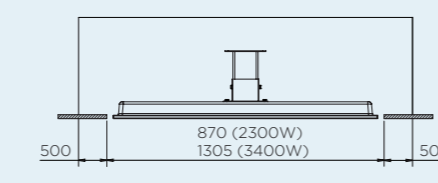
CEILING RECESS FRAME 2300W



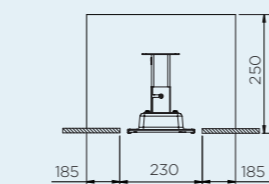
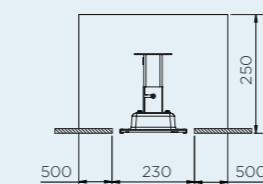
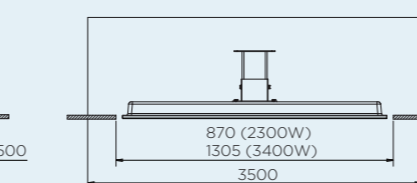
CEILING RECESS FRAME 3400W



MINIMUM CAVITY OPTION 1



MINIMUM CAVITY OPTION 2

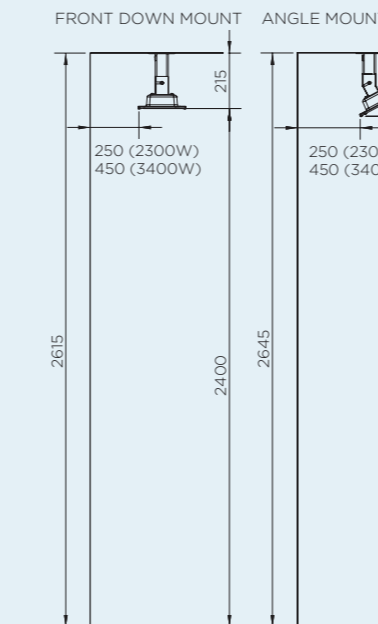


MOUNT OPTIONS

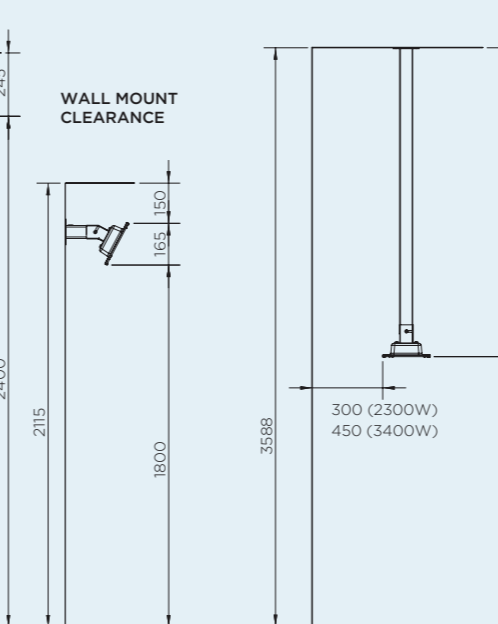
With a wide array of mounting options, Bromic offers solutions to compliment any décor and provide functionality for ambiance and comfort.

CEILING & WALL MOUNT

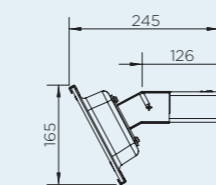
CEILING MOUNT CLEARANCE



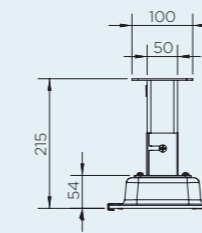
CEILING POLE CLEARANCE



WALL BRACKET (INCLUDED)



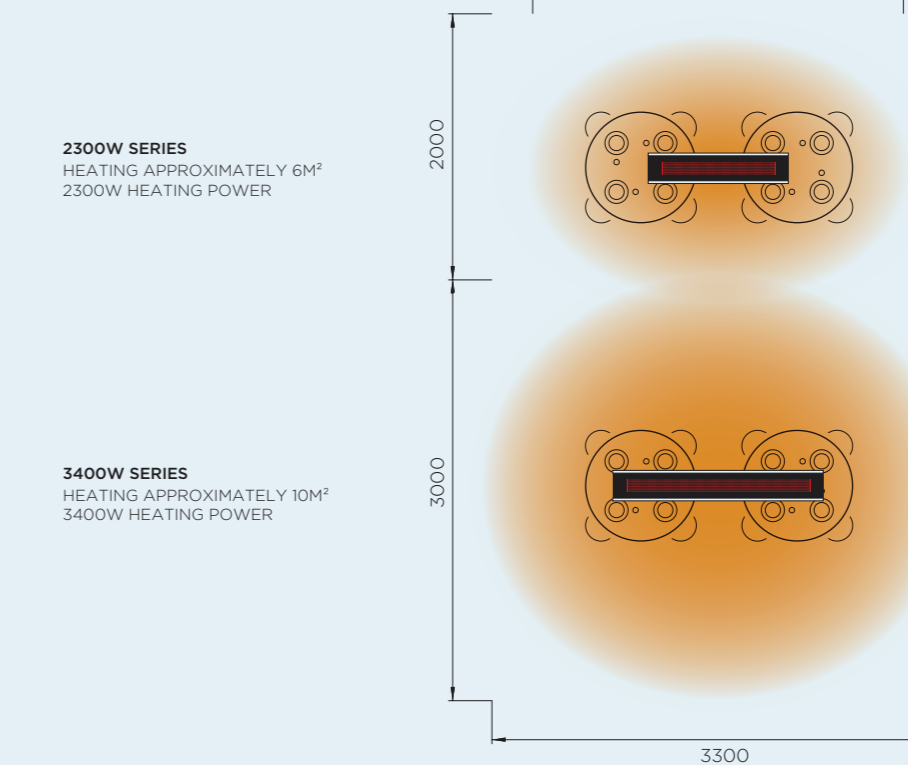
CEILING BRACKET (INCLUDED)




HEATING REACH

Creating ideal comfort levels, Bromic heaters offer a variety of heat distribution options to suit your outdoor heating needs.

HEAT AREAS



CONTROL OPTIONS



ON | OFF CONTROL



DIMMER CONTROL



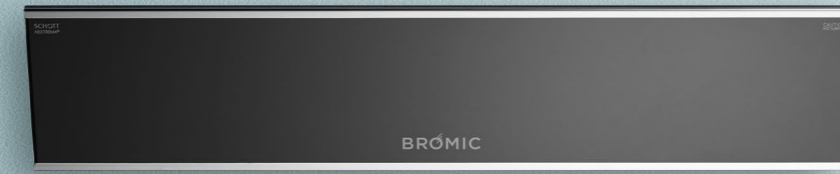
MASTER REMOTE

BROMIC
HEATING


PLATINUM
SMART-HEAT™ ELECTRIC

PLATINUM SMART-HEAT™ ELECTRIC

Available in black and white, our Platinum Smart-Heat™ Electric heater is specifically suited for low-clearance and design-focused spaces. This slim-line, stainless steel unit spreads comfort evenly in its space, all while minimising light emission and blending seamlessly into the background with our recess mounting solutions.



2300W SERIES
BLACK | WHITE



3400W SERIES
BLACK | WHITE



REDEFINE THE BOUNDARIES OF YOUR SPACE, BY INCLUDING THE OUTDOORS. CONTROL THE CLIMATE IN YOUR NEXT PROJECT WITH BROMIC SMART-HEAT™.

CLEAN, COMPACT AND ELEGANT DESIGN
For seamless integration

VERSATILE MOUNTING SOLUTION
Minimal vertical clearance

HIGH PERFORMANCE CONSTRUCTION
304 stainless steel & tinted ceramic screen

COMPATIBLE WITH SMART-WIRELESS TECHNOLOGY

ADJUSTABLE MOUNTING BRACKETS
Allows for directional heat distribution